



CHRISTMAS JUMPER DAY



Save the Children
100 YEARS



Celebrate Christmas in your
school with a Christmas Jumper to
help Rohingya's children's survival

Helping rohingya boys and girls victims of violence

Save the Children's Christmas Jumper Day aims to raise awareness on boys, girls and teens about the reality that boys and girls like them live, and to suggest a way of participating that involves the whole community in order to raise money set aside for children's survival programs in the most difficult places for childhood.

Rohingya is an ethnic group unknown to most of us that lives in a refugee camp in Bangladesh in a situation of complete vulnerability, after they run away massively from the neighbour country Myanmar, their homeland.

Through this support guide you will know some more about their history and their lives and the difficulties they face in their everyday life, specially minors, the most vulnerable.

We also recommend that you visit our website: www.savethechildren.es, on it you will find audiovisual resources (videos, photos) and mainly, testimonies that will let you know and put a face to the tragedy and show your students who are the children they are going to help.



savethechildren.es/rohingya
[savethechildren.es/recursos-
didacticos-para-trabajar-en-el-aula](http://savethechildren.es/recursos-didacticos-para-trabajar-en-el-aula)

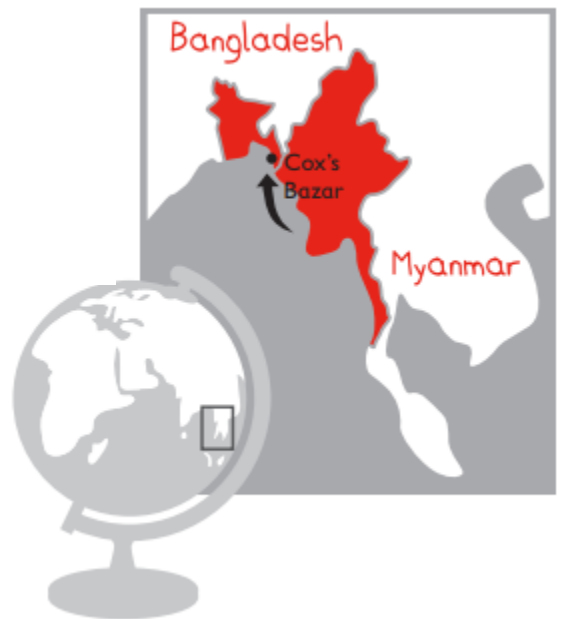
Who are the rohingya people?

How many are they?

They are a population of almost a million people that was in the north of Rakhine state in Myanmar (Birmanian).

Where are they in the map?

Currently, they live in a refugee camp called Cox's Bazar, Bangladesh. 55% of them are kids and Myanmar denies them the citizenship because they consider them bengali immigrants and not birmanian, despite of having lived centuries in their territory. They are one of the most prosecuted ethnic and religious minority of the world.



What is their language?

They speak rohingya language, a dialect from bengali and they are muslims in a buddhist region.

Why did they leave their country?

After many years of prosecution and a dormant war between the military government and the rohingya's militiamen, in August 2017, an attack on the military triggered an extreme violent retaliation against the whole community and led to a massive runaway to the neighbor Bangladesh.



Can you imagine
Seville's
population
running away and
living under tents?



They were escaping with nothing but clothes on, walking on foot long through devastated fields, mountain. the last step was to cross the Naf river and reach Cox's Bazar area in Bangladesh. those who didn't know how to swim died. the story of those who reached Cox's Bazar refugee camp is terrifying. Incidents of extreme violence where killings, home fires and sexual abuses to adults, teens and children repeat.

The rohingya community does not want to go back to Myanmar until their rights are recognized and the living conditions are safe, meanwhile this happens, boys and girls need access to education in the camps, healthy diet and medical attention. Without the legal refugee status, they can't work in Bangladesh, the children can't go to school and they can be object of abuse and violence. they are families without future and depend on humanitarian organizations to survive.



Click on the icon and you will see a video about rohingya's situation.

Living in a refugee camp is not easy



Many boys and girls do household chores as gathering wood or water in precarious conditions, with rain or walking long distances. Minors, specially girls are afraid of being assaulted and suffering any kind of abuse. The bathroom areas in the camp lack privacy and girls are afraid of going alone.



Boys and girls are the most vulnerable, they live in a precarious way, facing malnutrition, skin diseases, respiratory problems, diarrhoea after drinking non-potable water and stress due to everything they have had to live and witnessed.

CHRISTMAS JUMPER DAY



Save the Children
100 YEARS

The camp conditions and the lack of adequate spaces has and effect in their education, there are no playing areas that could allow them to recover from the lived traumas and the overcrowding does not help education.



Click on the picture and you will see a video on how a refugee camp is.





Suggestions to organize your...

CHRISTMAS

JUMPER DAY



Save the Children
100 AÑOS

CHRISTMAS JUMPER DAY



Save the Children
100 YEARS



Organize your own Christmas Jumper Day on december 13th or the date that you prefer and that works for the school.



Choose from the learning and creative activities suggested, or you can do them all!



Take souvenir pictures of the activities that you do.



Share your “Jumper” moments on social media and in our Facebook page @EducacionSave



Give a solidarity approach to your Christmas Jumper Day for the Rohingya children asking for donations to the families.



LET'S GET STARTED!!



DECORATE THE TEACHER

BOOST YOUR STUDENTS' CREATIVITY!

Ask them to decorate a funny jumper for you.



They can use Christmas balls, pompons and sticers... or any other material that boosts their fantasy.



Easy Pompons



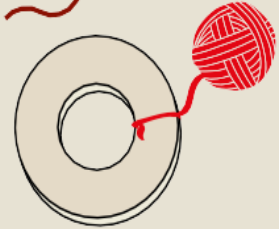
1

Cut two cardboard rings, 4cm diameter with a central hole of approximately 2,5 cm of width.



2

With a woolen thread make a small hank go through the center.




3

Tie the thread on the ring and start rolling it until you cover the whole cardboard surface with several layers.



4

You have to do it until you cover the central hole.



5

With scissors, cut all the wool from the edge of the ring until you reach the cardboard.



6

Detach both rings carefully, without breaking them, and join with double thread the woolen part between the rings.



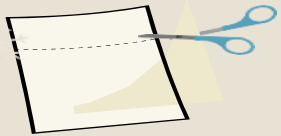
Break both rings carefully...

And you have your
pompon!

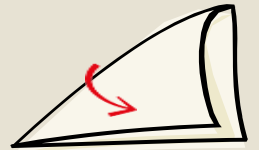


Snowflakes' magic

Is wool not your thing? Make paper decorations!




Take a A4 paper and make a square, then bend it in half to get a triangle.




Bend it again in half to get a smaller triangle.

Bend inside the left side (over half of the triangle).

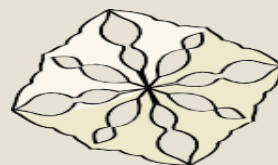


Bend the right side towards the left side (you must see both points looking down, like in the drawing).

Cut both endings.



Cut as shown in the picture.



You can make the snowflakes in different shapes and colours and put them on the jumpers with safety pins. **You have your Christmas Jumper!**



Decorate the school

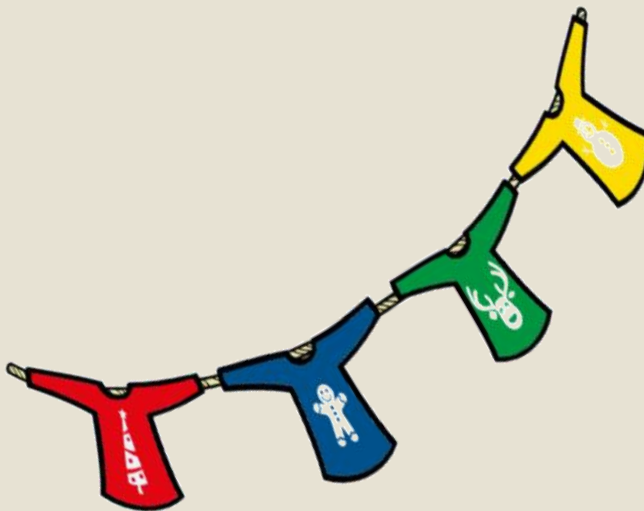
With this simple creative activity, you will be able to decorate your school with flags on Christmas Jumper Day with your students.

Take an A4 paper and draw the shape of a jumper, like the drawing on the right.



Cut, paint, personalize your Jumper and make many of different sizes and colors.

Pick a string or a ribbon and with tape or a stapler make your flag with the shape of a jumper.



A cozy memory for the family

Get recycled fabric or monochromatic fabric in which students can draw.

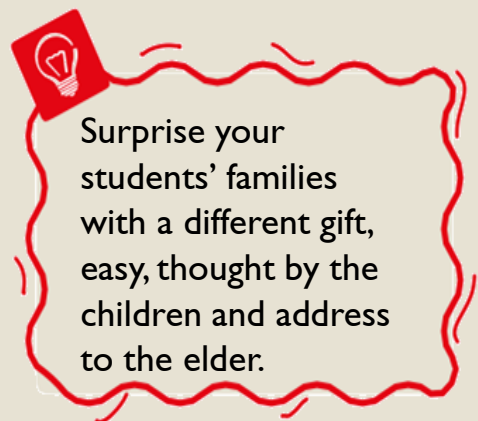
Cut the fabric (like in the drawing) in rectangular shape (approximately 20 cm long and 10 cm tall). If the fabric is not thick, you can use double layer, sticking the edges together with glue specific for fabrics or warm glue.

On the ends glue on one side the button and on the other side, the elastic, bending it with an oval shape, making a bow.

If the students are too young, we recommend to help them when using the glue.



Your cozy cup cover is done!



Photocall Solidario

Stick the giant logo that we brought to your school into a tough cardboard so the students and their families can take selfies or solidarity pictures.



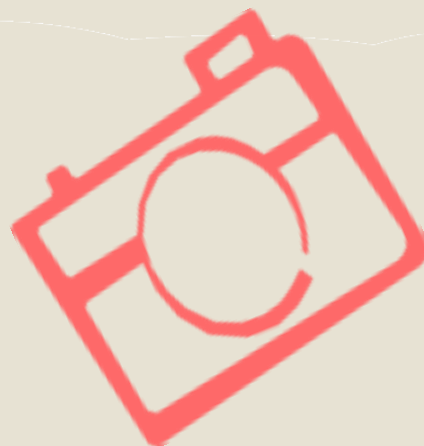
Don't forget to share it on your school social media and on the Facebook page @EducacionSave !



You can put a piggy bank next to the photocall so each of them can give what they want to help the rohingya children.



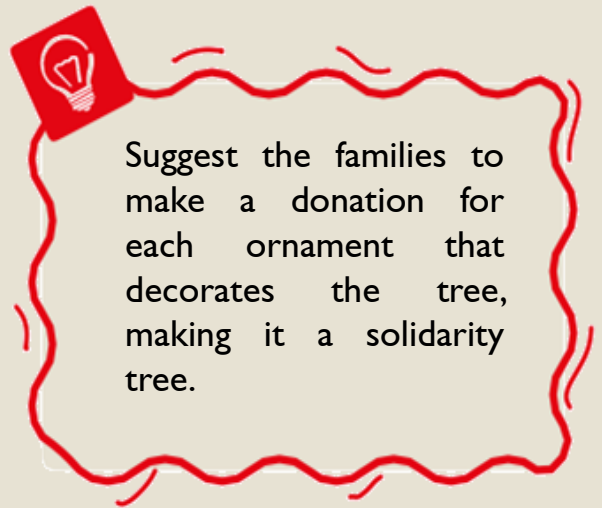
This pictures will be a memory for the families or to hang in class with the others from their classmates.



Christmas tree



Cut the ornaments that we pass on to you and hang them in the school tree or in the room making a wish on a better future for the rohingya children.



Sweeten your Christmas Jumper Day

On the Christmas party or recital, you can offer families of the students the typical gingerbread biscuits.

Ingredients for 30-35 biscuits

Flour 350 gr
Sugar 160 gr
Butter 50 gr
Egg 1
Salt 1 pinch
Honey 150 gr
Cinnamon powder 2 flat teaspoon
Nutmeg powder 1/4 teaspoon
Ginger powder 2 flat teaspoon.
Clover powder 1/2 teaspoon
Baking soda 1/2 teaspoon



The dough can be frozen for a month approx. but cookies only last 4-5 days

Ingredients for coloured icing

Food coloring as you like it
Icing sugar 150 gr
1 egg white



Sieve the flour with the sugar, add ginger, spices and baking soda; afterwards add the cold slices butter. Add the egg and knead until you get a ball.

Wrap the dough on cling film and let it rest on the fridge for 2 hours.

Roll out the dough until you get the dough on 4 mm. Remove quickly, with the help of shaped cutters shape into christmas dolls. Put them on a tray covered with baking paper, put it into the oven preheated on 180° for 10-12 minutes until they get golden.

Meanwhile, prepare the icing beating the egg white until stiff and adding slowly the icing sugar. Divide the icing in as different bowls as many colours you will use and add to each bowl the food colouring.

With a piping bag, with the flat and narrow nozzle, decorate the gingerbread biscuits.

The dough can be frozen for a month, while the biscuits can only last 4-5 days.

